



ಬೃಹತ್ ಬೆಂಗಳೂರು ಮಹಾನಗರ ಪಾಲಿಕೆ
Bruhat Bengaluru Mahanagara Palike



BBMP COVID-19 WAR ROOM 25.09.2021



ABSTRACT OF COVID-19 CASES IN BENGALURU

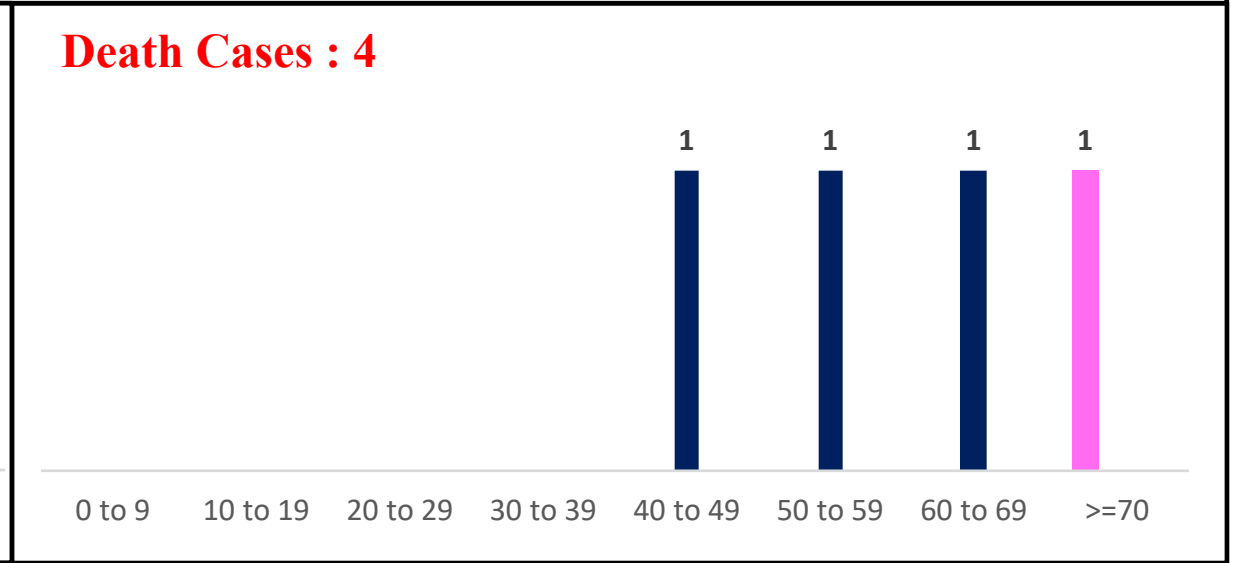
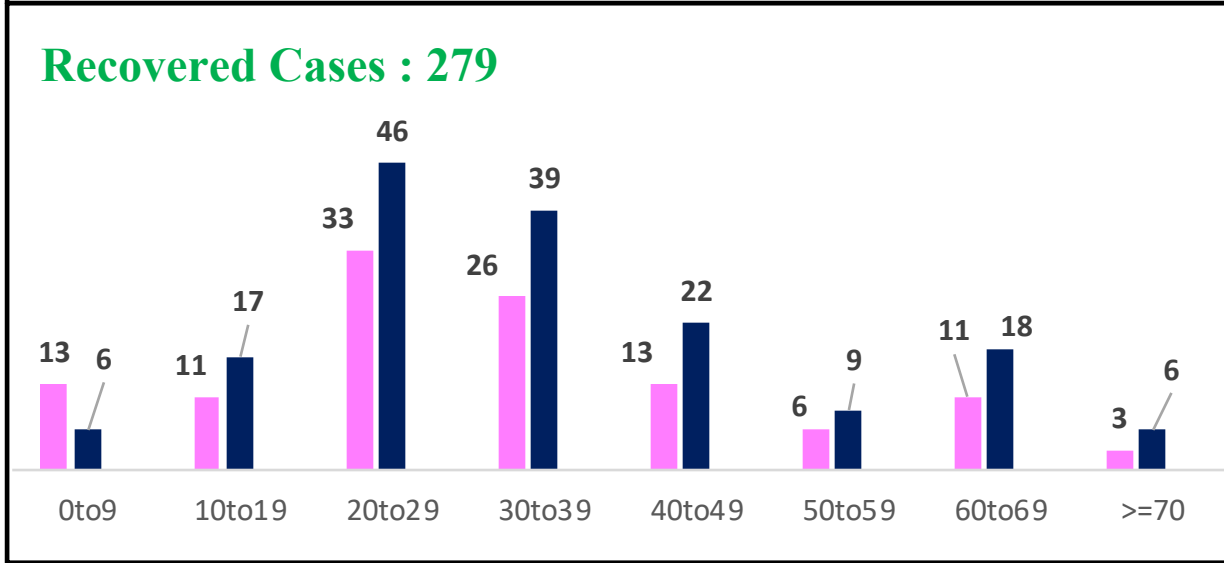
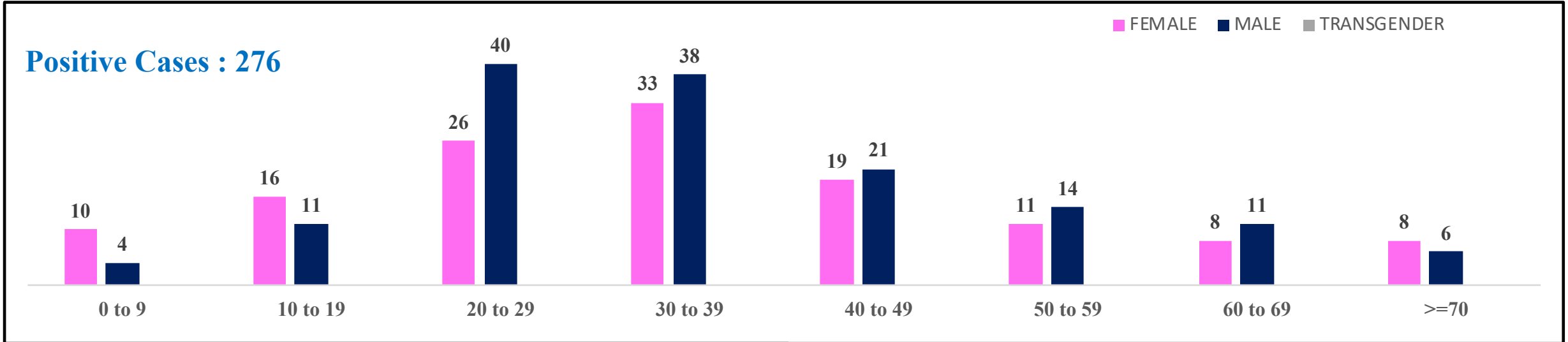


	MALE	FEMALE	TRANSGENDER	MALE	FEMALE	TRANSGENDER	TOTAL	
	Last 24 Hours	Last 24 Hours	Last 24 Hours	Cumulative	Cumulative	Cumulative	Last 24 Hours	Cumulative
Positive Cases	145	131	0	7,43,965	5,01,116	154	276	12,45,235
Recovered Cases	163	116	0	7,30,163	4,91,360	146	279	12,21,669
Death Cases	3	1	0	10,208	5,918	4	4*	16,130
Total Tests Done	In Last 24 hrs : 54,904					Cumulative : 1,98,53,184		
ACTIVE CASES					7,436			

*Covid deaths occurred today : 00 | Covid deaths occurred beyond last 24 hrs., reported today : 04



LAST 24 HOURS AGE GROUP AND GENDER WISE DISTRIBUTION





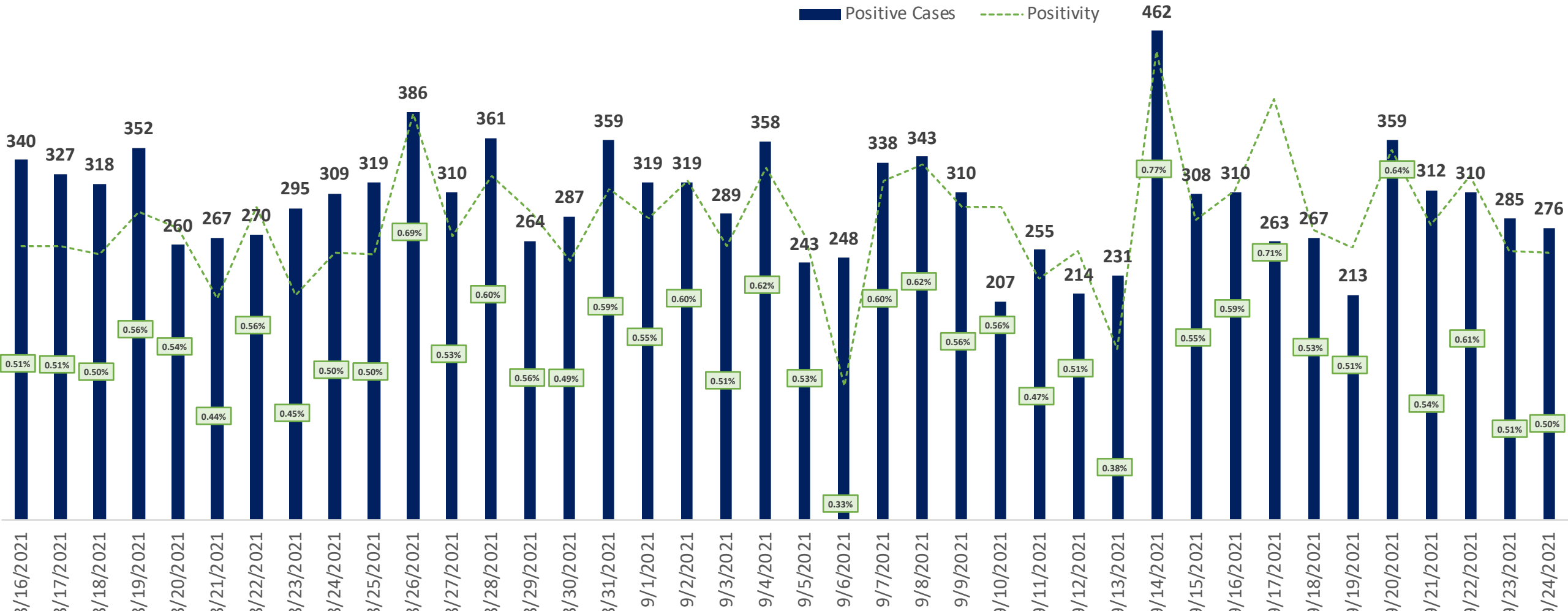
SNAPSHOT OF BENGALURU COVID-19 CASES IN LAST 8 WEEKS



	31-07-2021 To 06-08-2021	07-08-2021 To 13-08-2021	14-08-2021 To 20-08-2021	21-08-2021 To 27-08-2021	28-08-2021 To 03-09-2021	04-09-2021 To 10-09-2021	11-09-2021 To 17-09-2021	18-09-2021 To 24-09-2021
Total Positive Cases	2,799	2,459	2,172	2,156	2,198	2,047	2,043	2,022
Total Recovered Cases	2,775	2,750	2,552	2,611	2,096	2,172	1,746	2,030
Total Death Cases	41	21	23	20	42	28	35	47
Case Fatality Rate	1.46%	0.85%	1.06%	0.93%	1.91%	1.37%	1.71%	2.32%
Total Tests Conducted	4,36,449	4,34,038	4,14,051	4,14,005	3,94,133	3,83,310	3,64,396	3,67,865
Positivity Rate	0.64%	0.57%	0.52%	0.52%	0.56%	0.53%	0.56%	0.55%

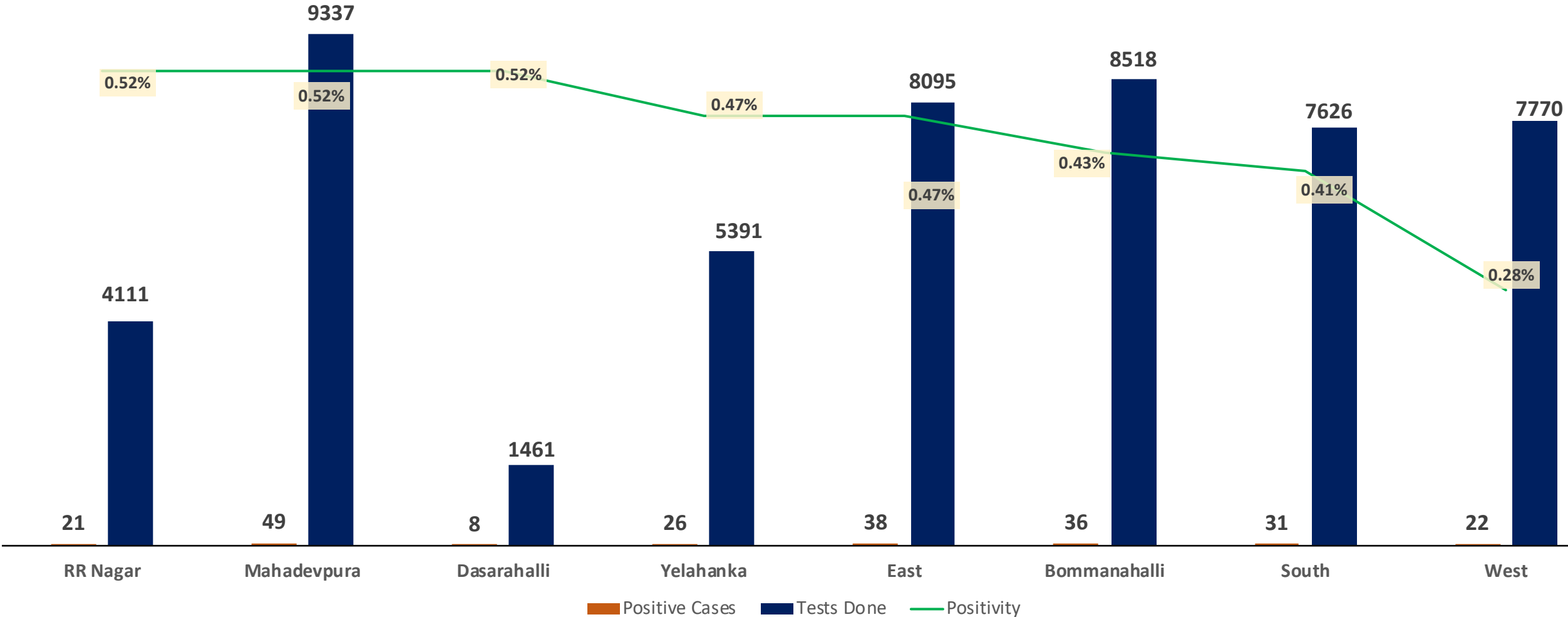


POSITIVITY RATE OF BENGALURU – LAST 40 DAYS



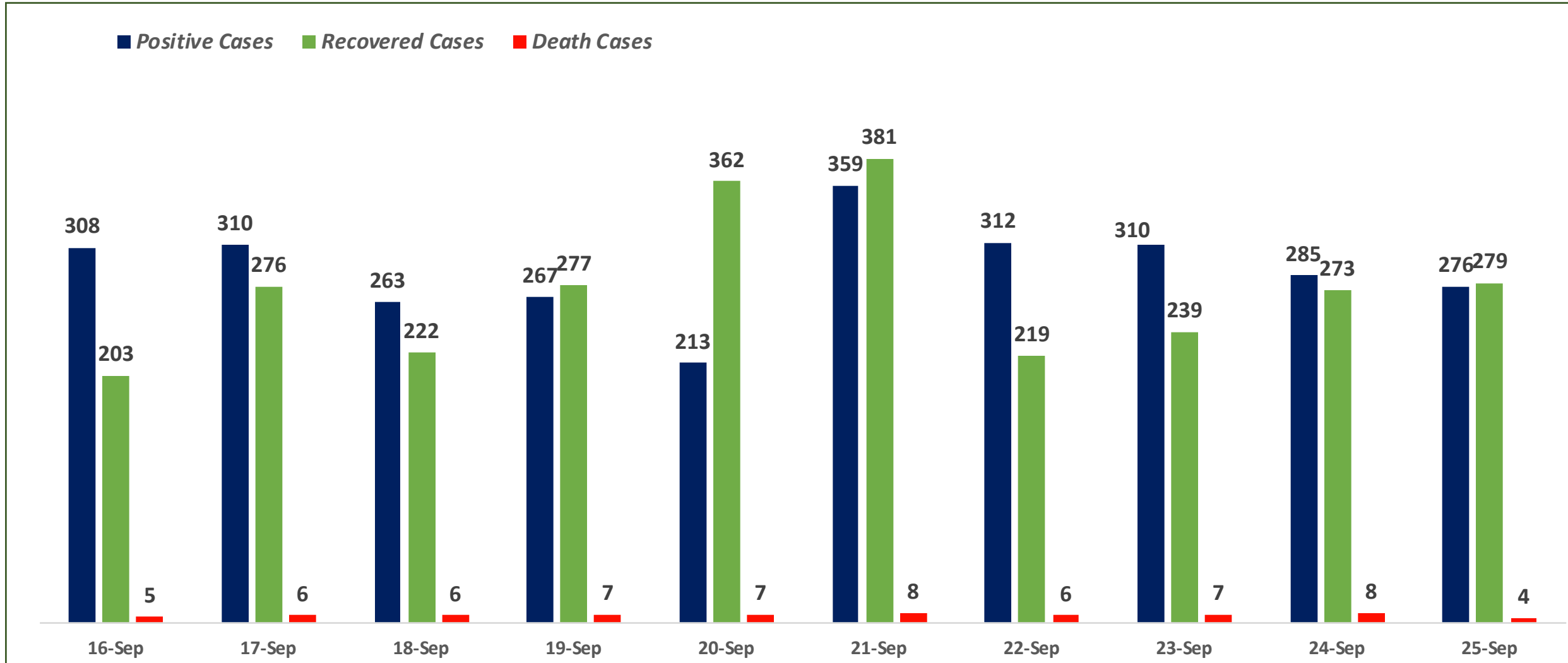


ZONE WISE AVERAGE POSITIVITY TREND FOR LAST WEEK





SNAPSHOT OF POSITIVE, RECOVERED AND DEATH CASES OVER LAST 10 DAYS ACROSS BBMP ZONES

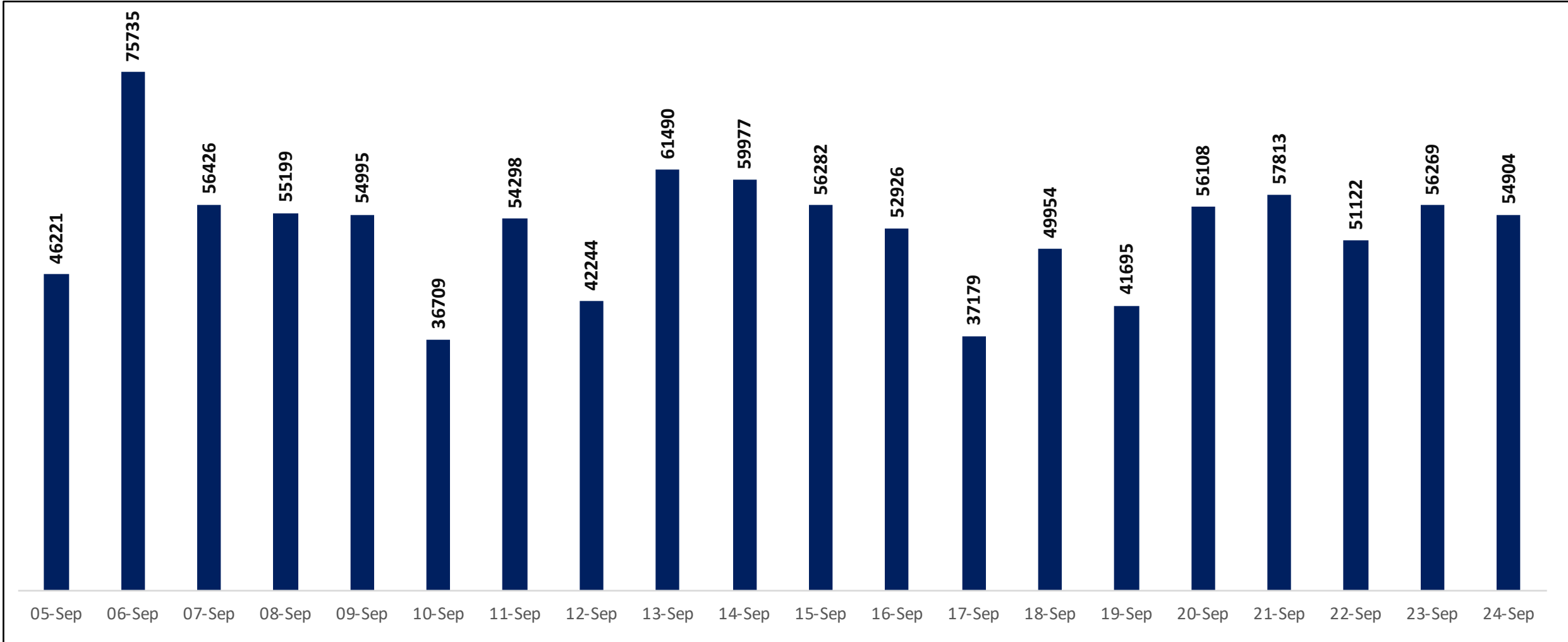




TESTING TRENDS IN BENGALURU

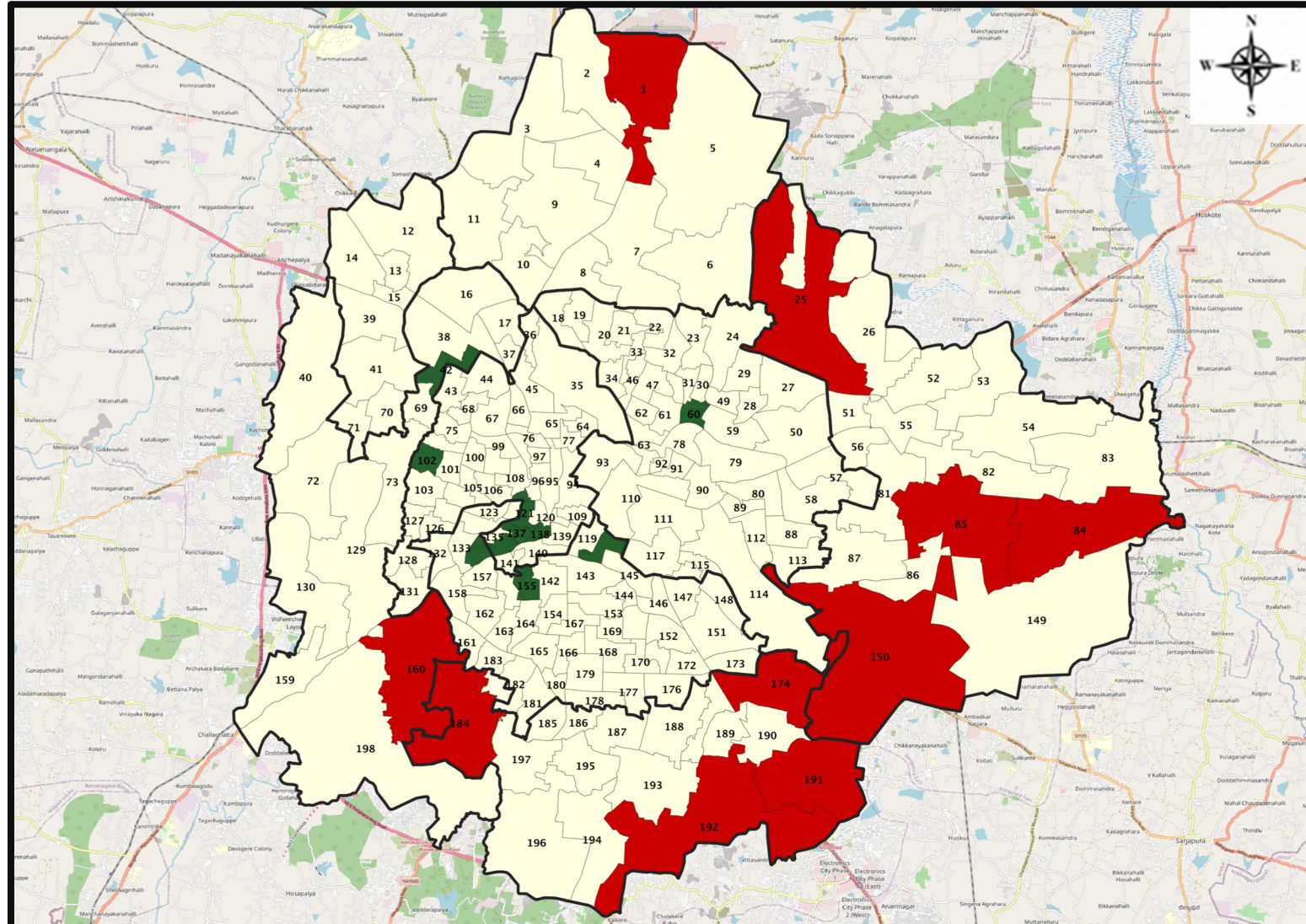


Total Test Conducted Till Date	Test Conducted Last 24 hours
1,98,53,184	54,904





BENGALURU URBAN MAP SHOWING TREND OF POSITIVE CASES IN LAST 10 DAYS



Top 10 wards reporting highest number of positive cases in last 10 days

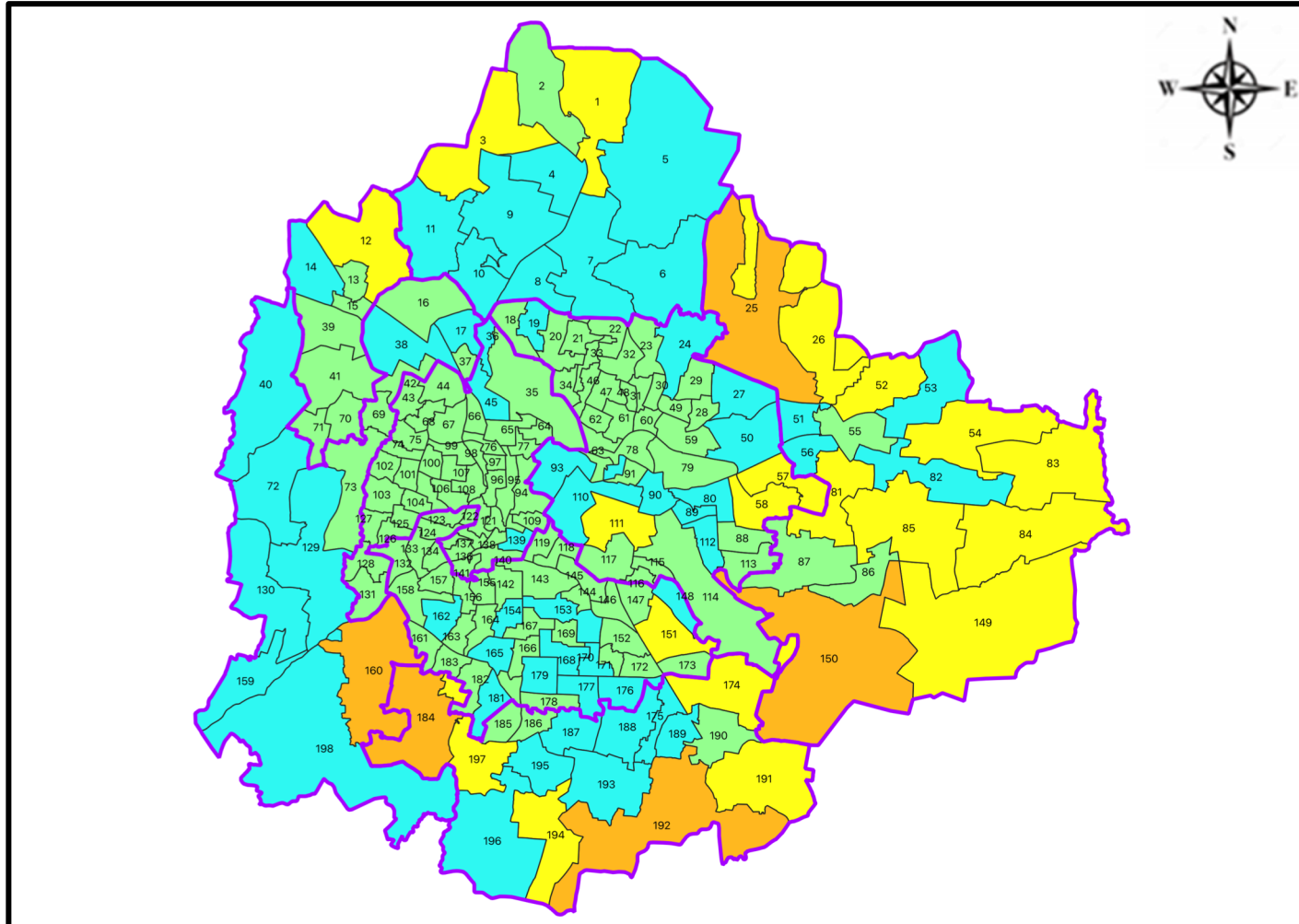
Ward No.	Ward Name	Daily Cases Average
192	Begur	7
25	Horamavu	7
160	Rajarajeshwari Nagar	6
184	Uttarahalli	6
150	Bellanduru	6
1	Kempegowda Ward	5
174	HSR Layout	5
84	Hagadur	4
85	Dodda Nekkundi	4
191	Singasandra	4






Top 10 wards reporting least number of positive cases in last 10 days

Ward No.	Ward Name	Daily Cases Average
42	Lakshmi Devi Nagar	0
60	Sagayarapura	0
102	Vrisabhavathi Nagar	0
118	Sudham Nagar	0
121	Binnipete	0
134	Bapuji Nagar	0
136	Jagajivanram Nagar	0
137	Rayapura	0
138	Chalavadipalya	0
155	Hanumanth Nagar	0



BENGALURU MAP SHOWING INTENSITY OF POSITIVE CASES IN LAST 10 DAYS



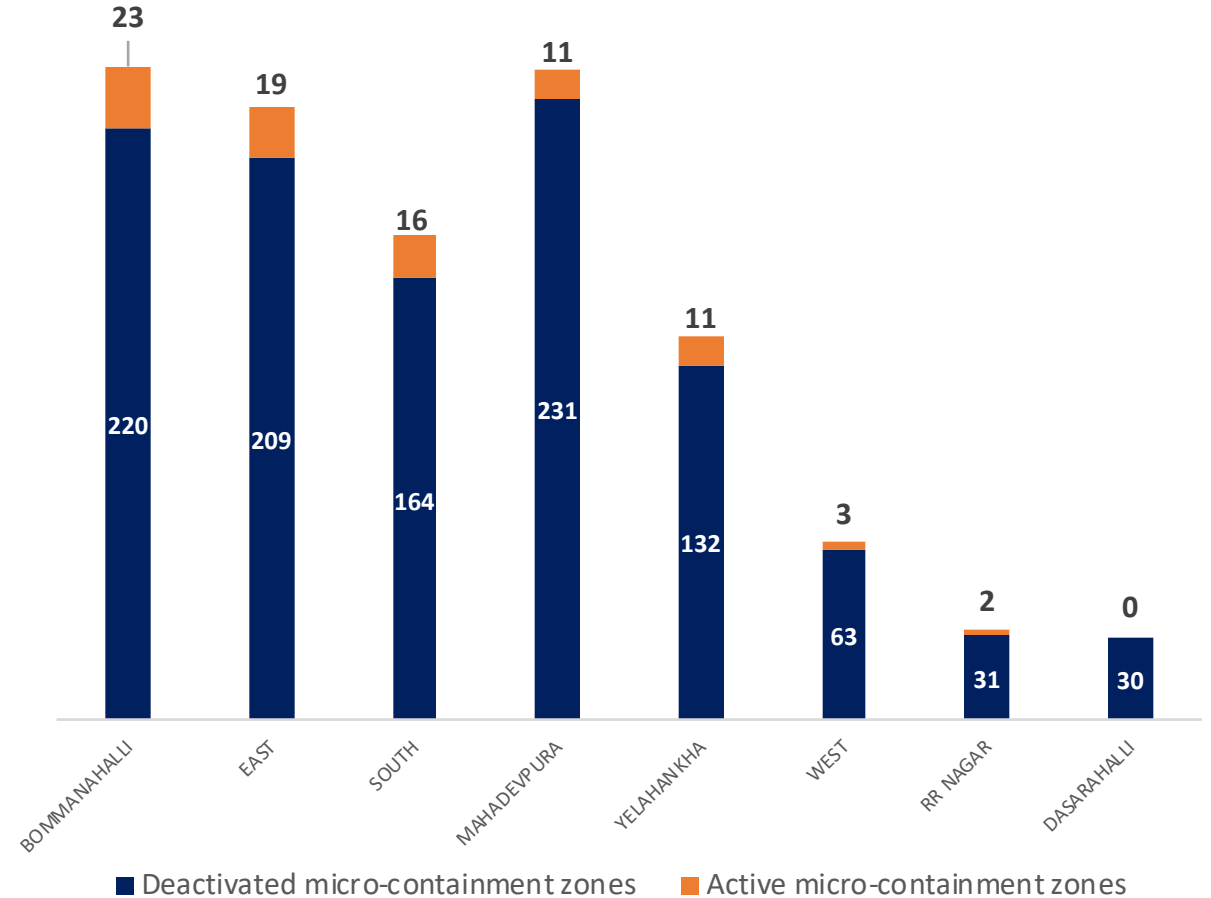
-  **Level 1 : 0 to 10 Cases**
-  **Level 2 : 10 to 25 Cases**
-  **Level 3 : 25 to 50 Cases**
-  **Level 4 : 50 to 100 Cases**
-  **Level 5 : Above 100 Cases**
-  **Zone Boundaries**



CONTAINMENT ZONE DETAILS

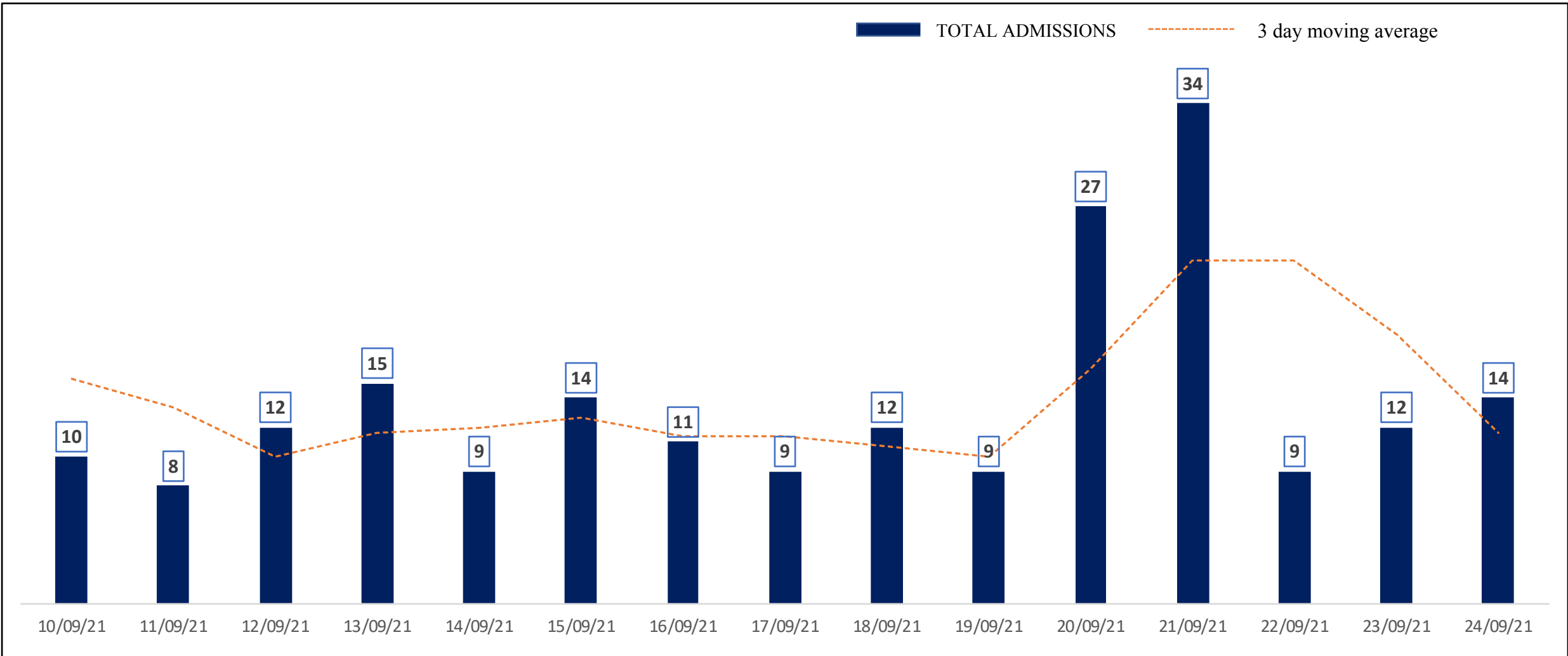


ZONE	TOTAL DECLARED	TOTAL DEACTIVATED	TOTAL ACTIVE
BOMMANAHALLI	243	220	23
EAST	228	209	19
SOUTH	180	164	16
MAHADEVPURA	242	231	11
YELAHANKHA	143	132	11
WEST	66	63	3
RR NAGAR	33	31	2
DASARAHALLI	30	30	0
TOTAL	1165	1080	85





HOSPITAL & CCC ADMISSIONS LAST 15 DAYS TREND



* Only Government Quota Admissions through CHBMS considered

* Only Fresh Admissions considered



COVID BED STATUS AS ON 25.09.2021



SR. NO.	Facility Type	No. of Hospital	Total Allocated Beds for C+ Patients					Occupied Beds for C+ Patients					Net Available Beds for C+ Patients				
			Gen Beds	HDU	ICU Beds	ICU-V	Total	Gen Beds	HDU	ICU Beds	ICU-V	Total	Gen Beds	HDU	ICU Beds	ICU-V	Total
1	Government Medical Colleges	4	20	621	53	76	770	1	12	6	6	25	19	609	47	70	745
2	Government Hospitals	16	649	210	65	127	1,051	53	18	6	7	84	596	192	59	120	967
3	Covid Care Centers	7	265					38					227				
Total Beds		27	934	831	118	203	2,086	92	30	12	13	147	842	801	106	190	1,939

* Status as on 25.09.2021 – 5:10 PM

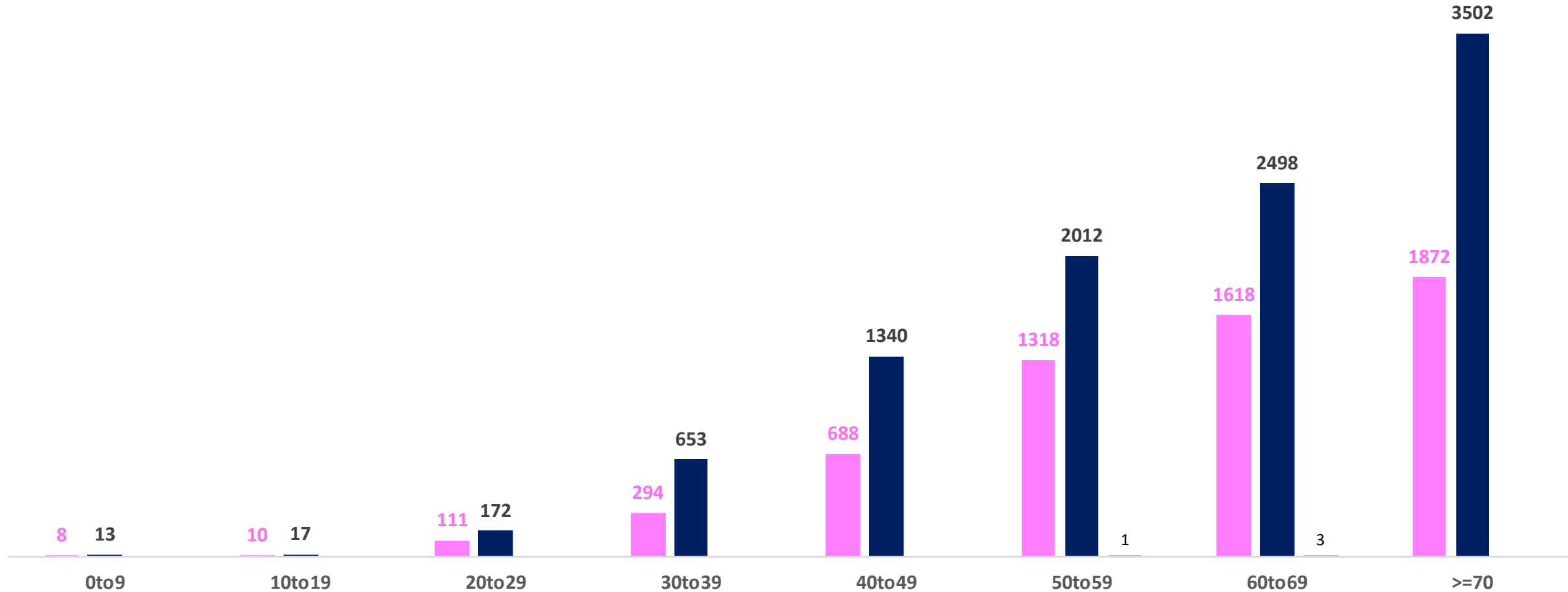


AGE AND GENDER WISE DISTRIBUTION OF DEATH CASES



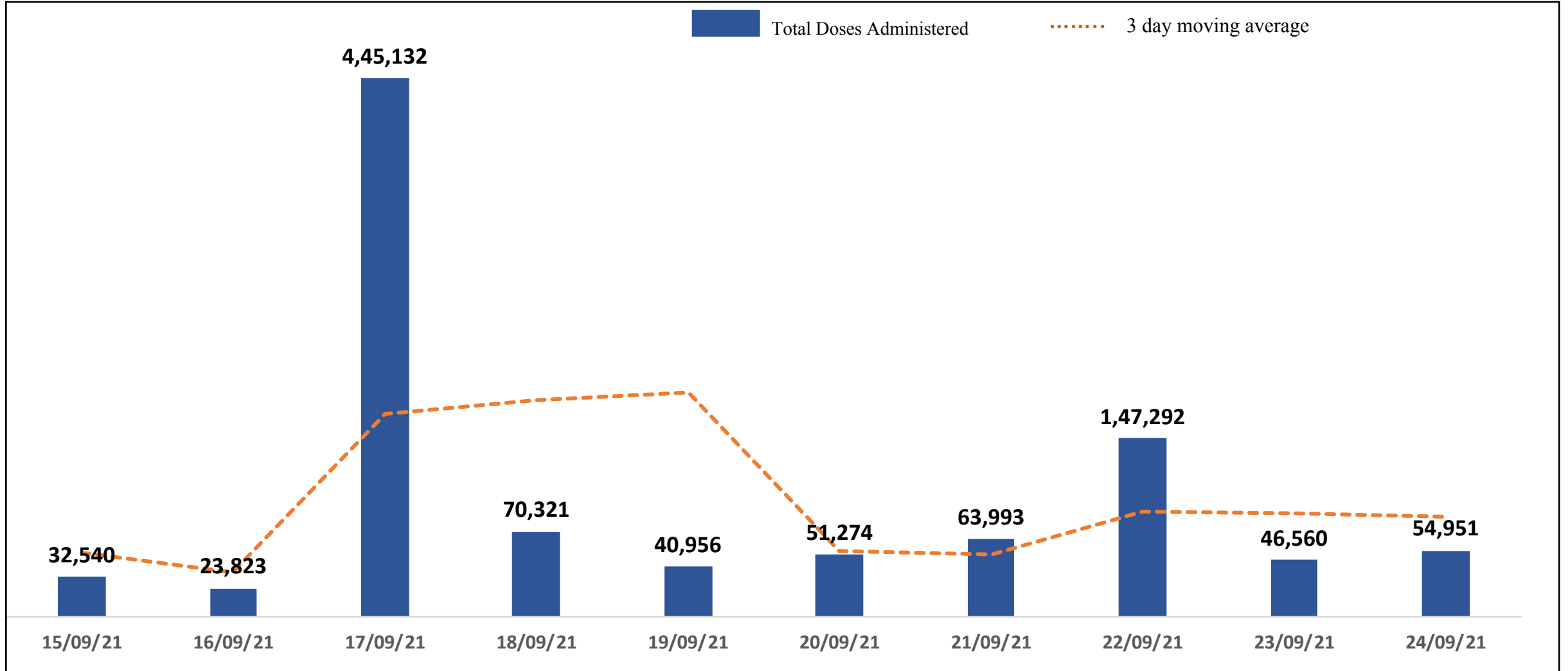
Death Cases: 16,130

Female Male Transgender





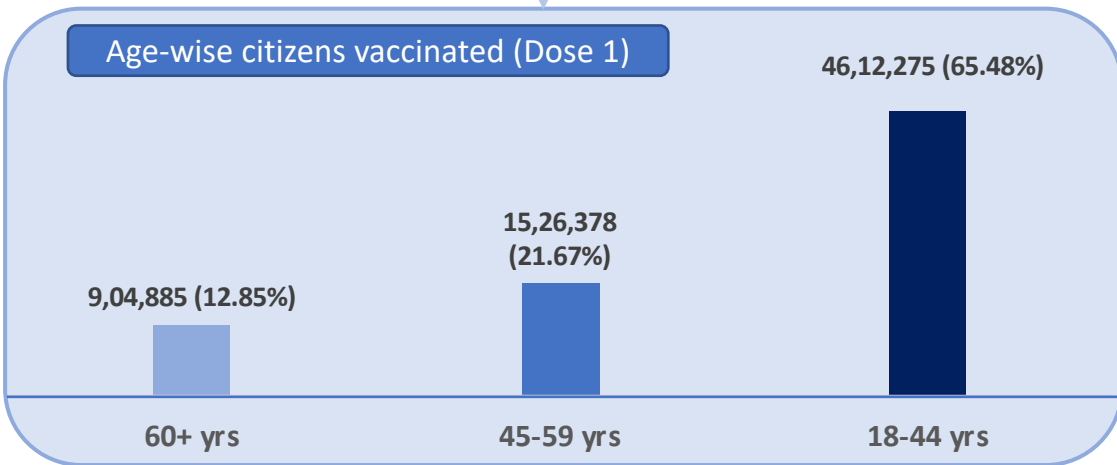
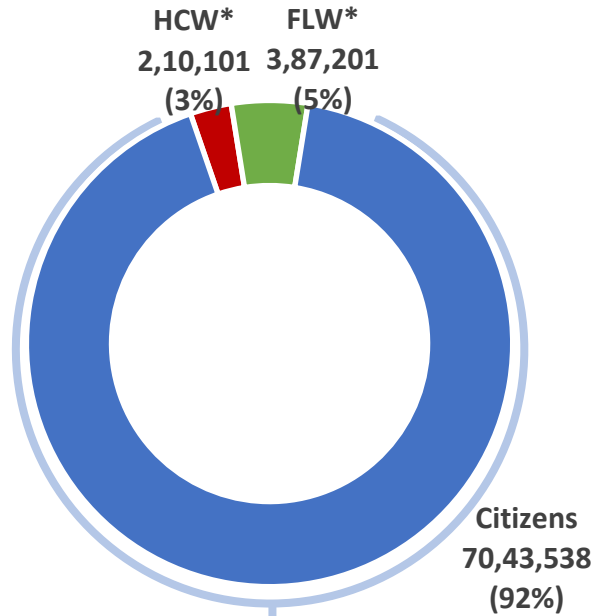
TOTAL VACCINE DOSES ADMINISTERED IN LAST 10 DAYS



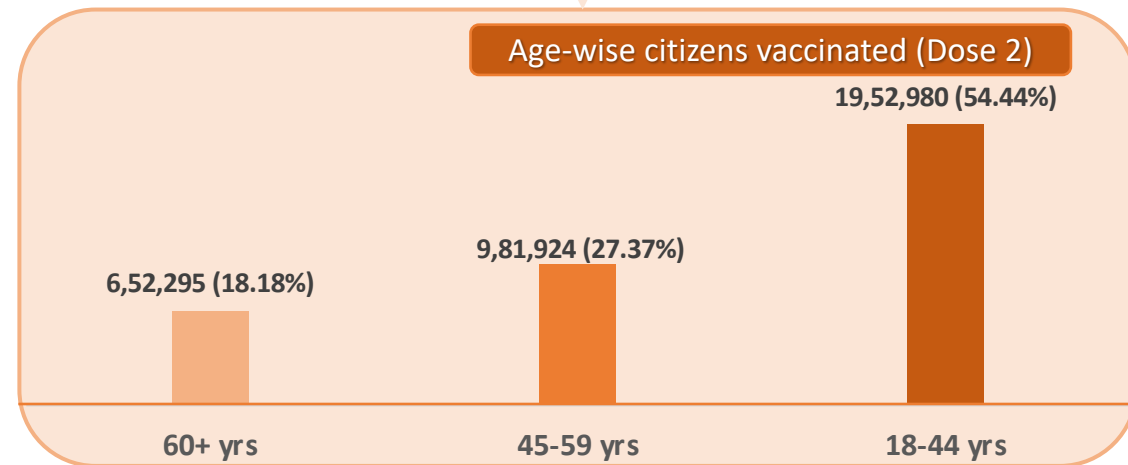
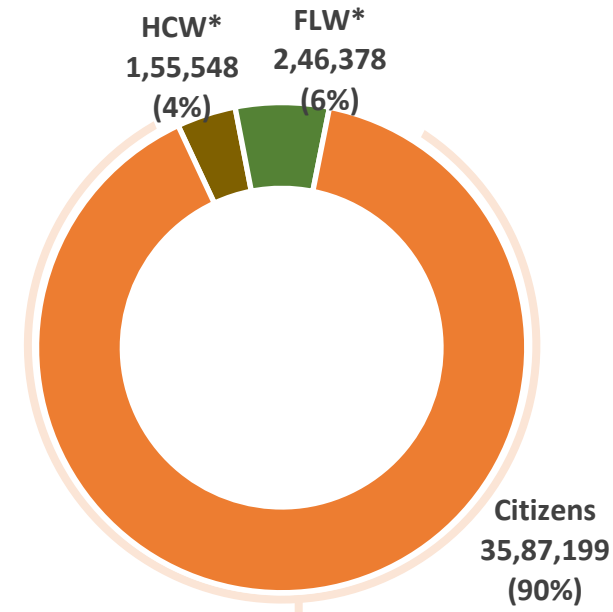


CATEGORY WISE CUMULATIVE VACCINATION IN BBMP

Dose 1



Dose 2



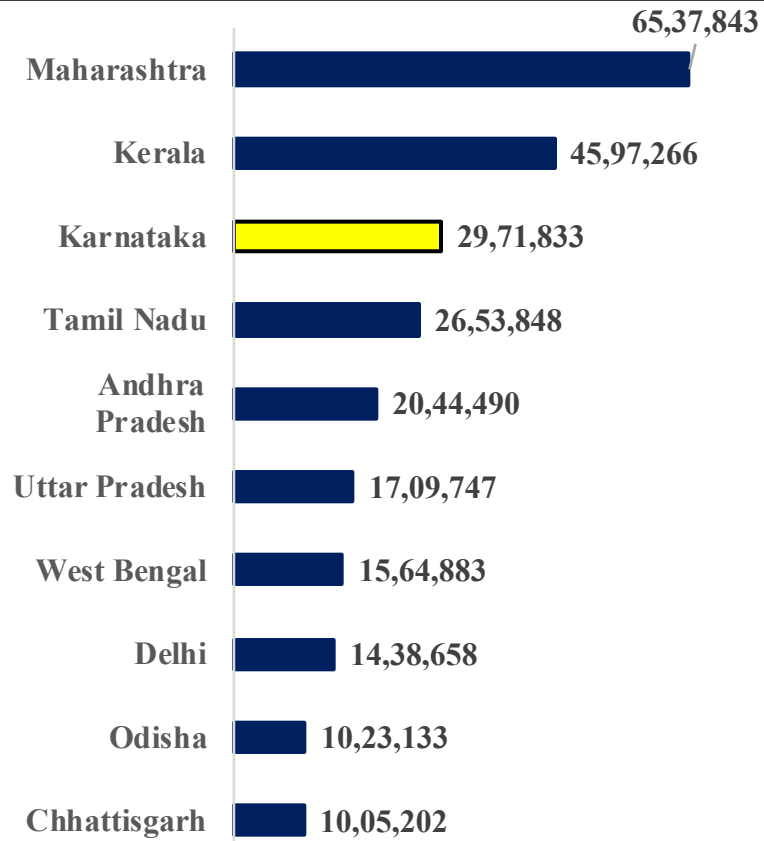
*HCW : Health Care Workers
*FLW : Front Line Workers



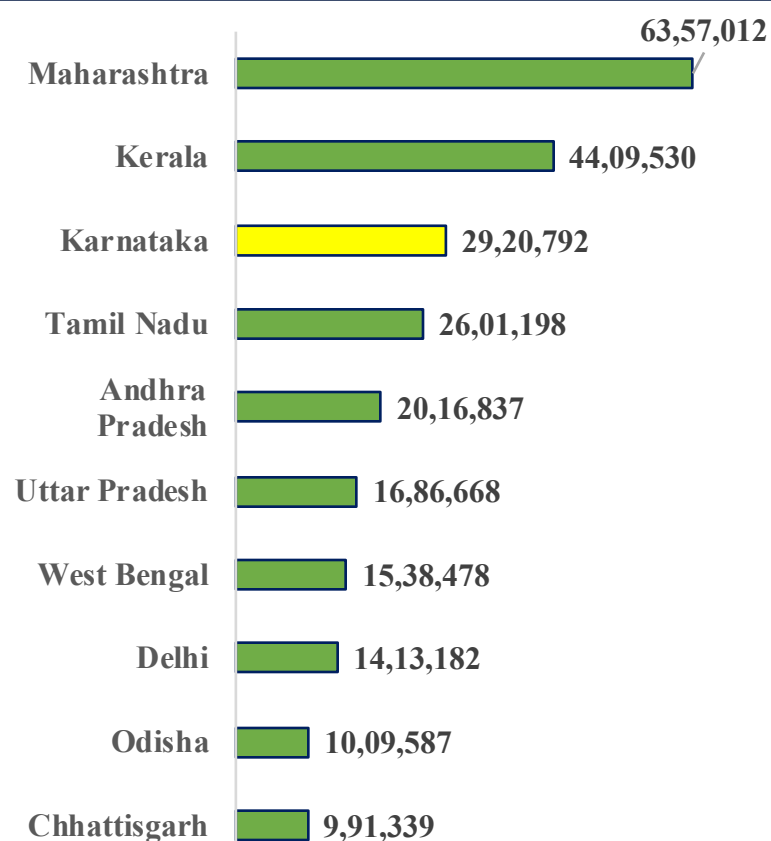
TOP 10 COVID19 AFFECTED INDIAN STATES



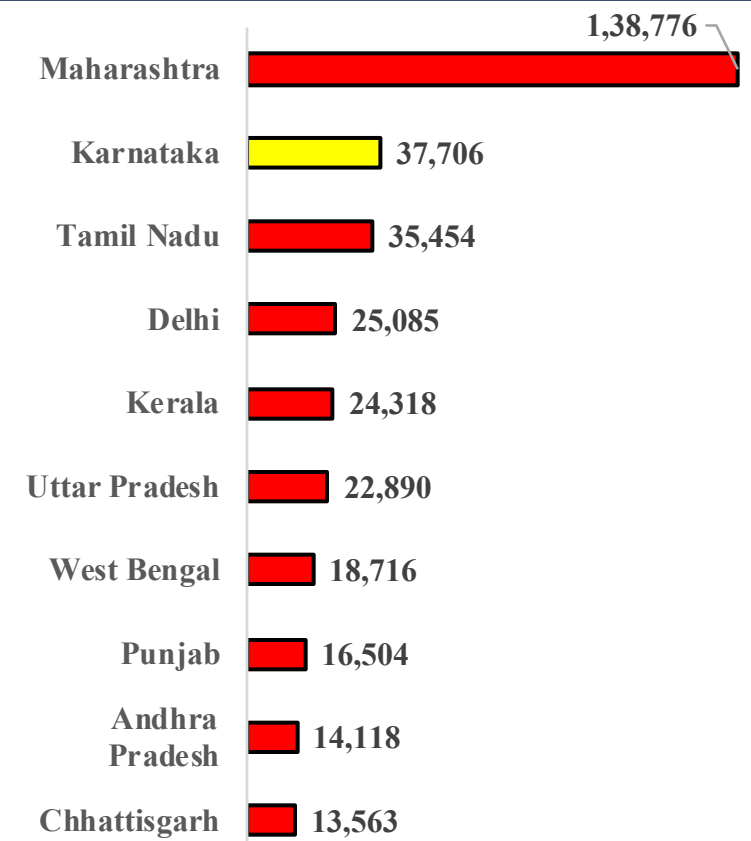
Total Positive Cases



Total Recovered Cases



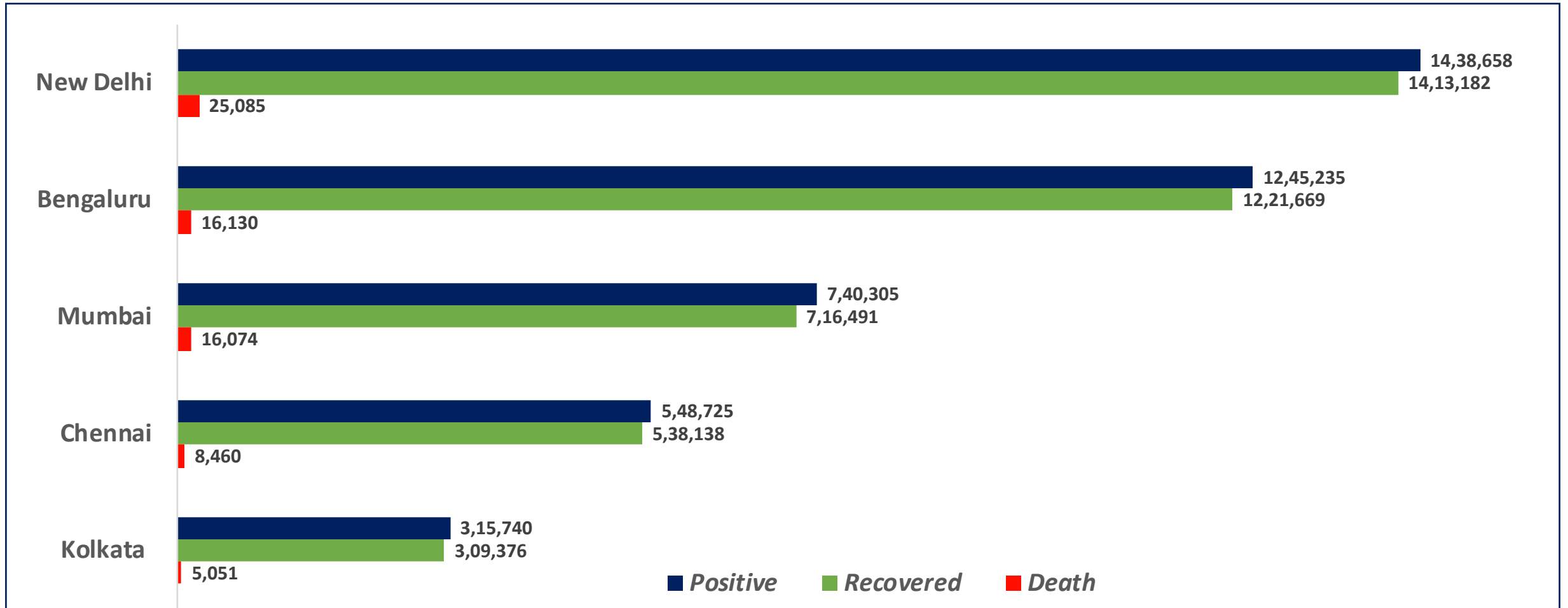
Total Death Cases



Source : <https://www.covid19india.org/> at 5:00 pm (25.09.2021)



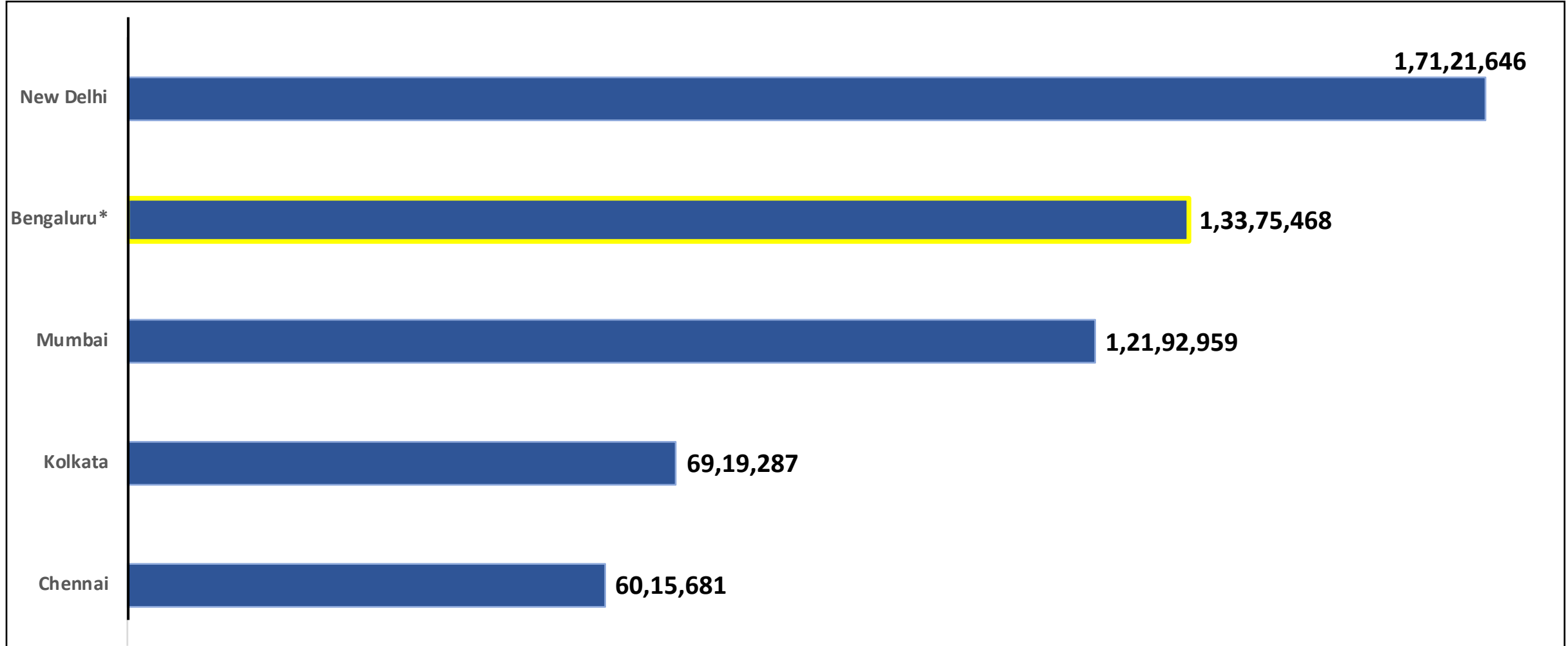
BENGALURU AND OTHER METROPOLITAN CITIES



Source : <https://www.covid19india.org/> at 5:00 pm (25.09.2021)



VACCINE DOSES ADMINISTERED IN BENGALURU AND OTHER METROPOLITAN CITIES



Source : <https://dashboard.cowin.gov.in/> at 5:00 pm (25.09.2021)

*includes BBMP & Bengaluru Urban



SNAPSHOT OF COVID-19 CASES IN BENGALURU URBAN



**Total Wards With
<=10 Cases* :
122**

**Tests Conducted
On 24.09.2021:
54,904**

**Recovery
Rate:
98.11%**

**Total
Active Cases :
7,436**

**Total Vaccinated on
24.09.2021:
54,951**

**Positivity
Rate* :
0.55%**

**Active
Rate:
0.60%**

**Case
Fatality Rate* :
2.32%**



*Total positive cases In the past 10 days

*CFR and positivity is for Past 7 days



ಬೃಹತ್ ಬೆಂಗಳೂರು ಮಹಾನಗರ ಪಾಲಿಕೆ
Bruhat Bengaluru Mahanagara Palike



Download BBMP Bulletin	https://apps.bbmpgov.in/covid19/mediabulletin.php
For BBMPCovid19 Bed Status:	https://apps.bbmpgov.in/covid19/en/Bedstatus.php
To register for vaccination :	https://selfregistration.cowin.gov.in/
BBMP COVID19 Dashboard:	https://apps.bbmpgov.in/covid19/
Follow us on:	 www.facebook.com/bbmp.comm1/
	 twitter.com/BBMPCOMM

Issued by:

Honorable Chief Commissioner, BBMP
Special Commissioner Health & IT, BBMP
MD, Bengaluru Smart City Limited

THANK YOU !

Department of Health and Family Welfare

Wear Face Masks Properly

Get Vaccinated

Wash and Sanitize Hands

Stay Home

Avoid Mass Gatherings

FIVE SUTRAS TO PREVENT COVID-19

For more details please call 24X7 Health Helpline 104 Health For All, Health Everywhere

